



DID YOU KNOW

Out of the 39.3% of the people who experienced TFGBV, 64.4% were female whereas 35.5% were male.

Activity supported by the
Canada Fund for Local Initiatives
Activité réalisée avec l'appui du
Fonds canadien d'initiatives locales

Canada

 **ELGIA**
ELECTORAL LAW AND GOVERNANCE
INSTITUTE FOR AFRICA

DID YOU KNOW



89.8% of respondents reported witnessing Technology-Facilitated Gender-Based Violence (TFGBV).

The following behaviors make up this statistic



1 Gender-Targeted Harassment

Men stalking and trolling, often insulting girls' physical appearances.



2 Threats & Rivalry

Men using digital platforms to threaten girls, often as a result of conflicts between groups of men.



3 Abuse of Power:

Reports of teachers using digital or school-based channels to solicit sexual favors.

Activity supported by the
Canada Fund for Local Initiatives
Activité réalisée avec l'appui du
Fonds canadien d'initiatives locales


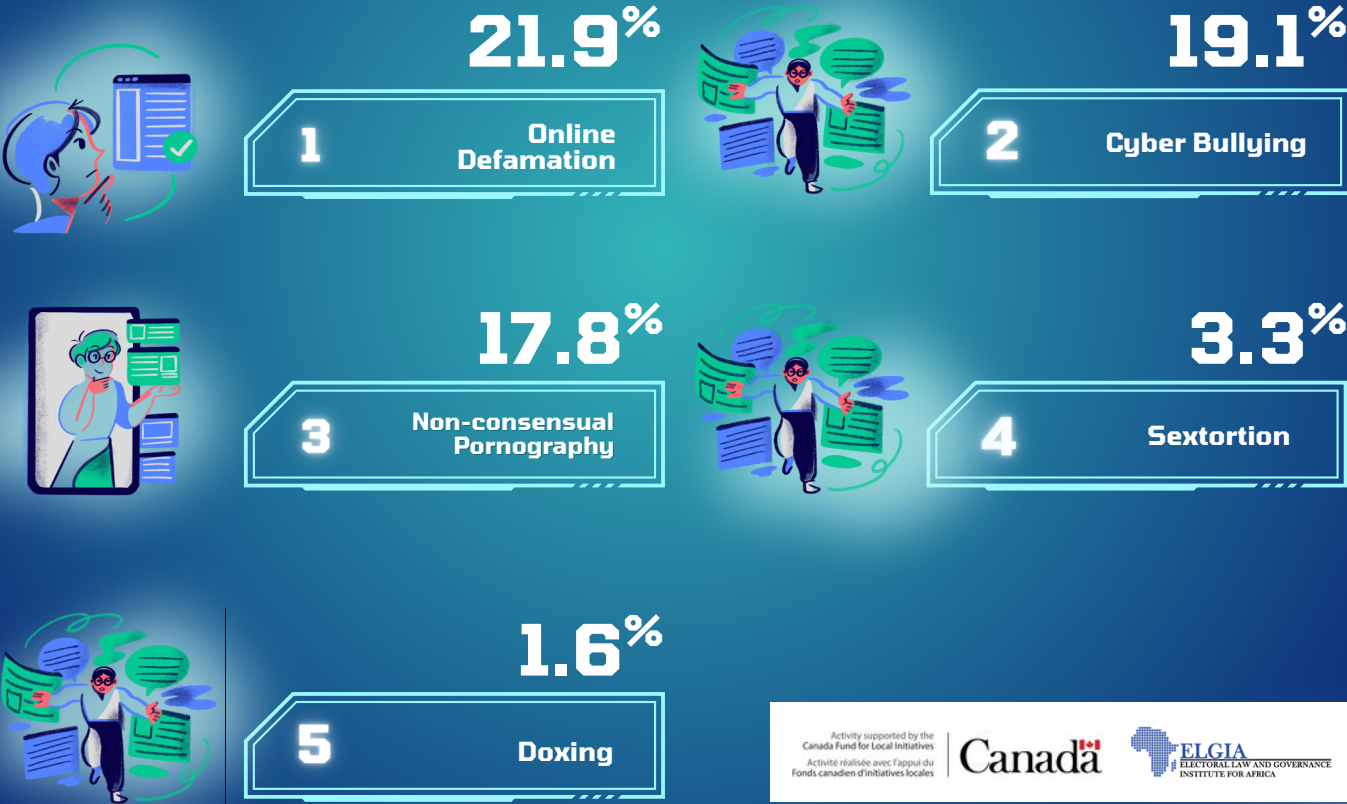
Canada

ELGIA
ELECTORAL LAW AND GOVERNANCE
INSTITUTE FOR AFRICA



FORMS OF TF-GBV

Here is the breakdown of what is being witnessed and experienced:



COMMON PLATFORMS OF TF-GBV OCCURRENCE



18.4%

1

Twitter



14.06%

5

Instagram/
Threads



17.4%

2

Whatsapp



3.3%

6

TikTok



16.8%

3

Facebook



3.3%

7

Youtube



14.2%

4

Telegram



2.6%

8

Snapchat

Activity supported by the
Canada Fund for Local Initiatives
Activité réalisée avec l'appui du
Fonds canadien d'initiatives locales

Canada

ELGIA
ELECTORAL LAW AND GOVERNANCE
INSTITUTE FOR AFRICA

MOST COMMON TRIGGERS TO TF-GBV



20.3%

1

Personal
Conflicts



17.4%

5

Online
Anonimity



17.4%

2

Revenge
/Anger



3.3%

6

Monetary
Desire



16.8%

3

Jealousy/
Envy



3.3%

7

Peer
Pressure



14.2%

4

Sexual
Desires



2.6%

8

Blackmail



4.1%


9

Lack of
Awareness

Activity supported by the
Canada Fund for Local Initiatives
Activité réalisée avec l'appui du
Fonds canadien d'initiatives locales


Canada

ELGIA
ELECTORAL LAW AND GOVERNANCE
INSTITUTE FOR AFRICA



IMPACT OF TF-GBV

The findings established different impacts on victims of TF GBV.



Activity supported by the
Canada Fund for Local Initiatives
Activité réalisée avec l'appui du
Fonds canadien d'initiatives locales

Canada

 **ELGIA**
ELECTORAL LAW AND GOVERNANCE
INSTITUTE FOR AFRICA

MOST COMMON RESPONSE OF VICTIMS TO TF GBV

44.9%

Seeking social support services



30.8%

Seeking intervention from digital platforms



30.1%

Seeking legal support services



9.5%

None



Activity supported by the
Canada Fund for Local Initiatives
Activité réalisée avec l'appui du
Fonds canadien d'initiatives locales

Canada

ELGIA
ELECTORAL LAW AND GOVERNANCE
INSTITUTE FOR AFRICA

ACTIONS OFTEN TAKEN BY TF-GBV VICTIMS



25.9%

Talk to a friend/family



10.5%

Confront perpetrator



21.9%

Block attacker/perpetrator(s) on digital platforms



3.9%

Expose the perpetrator to their family



16.8%

Seek for health/social counseling services



3.3%

Others



14.2%

Leave the digital/online platform(s)



1.9%

Publicize/shame attacker(s) personal information online

Activity supported by the
Canada Fund for Local Initiatives
Activité réalisée avec l'appui du
Fonds canadien d'initiatives locales

Canada

ELGIA
ELECTORAL LAW AND GOVERNANCE
INSTITUTE FOR AFRICA